


# MCTRL600

## Independent Controller



# Specifications

Document Version: V2.2.0

Document Number: NS110100652

**Copyright © 2019 Xi'an NovaStar Tech Co., Ltd. All Rights Reserved.**

No part of this document may be copied, reproduced, extracted or transmitted in any form or by any means without the prior written consent of Xi'an NovaStar Tech Co., Ltd.

#### **Trademark**

 is a trademark of Xi'an NovaStar Tech Co., Ltd.

#### **Statement**

You are welcome to use the product of Xi'an NovaStar Tech Co., Ltd. (hereinafter referred to as NovaStar). This document is intended to help you understand and use the product. For accuracy and reliability, NovaStar may make improvements and/or changes to this document at any time and without notice. If you experience any problems in use or have any suggestions, please contact us via contact info given in document. We will do our best to solve any issues, as well as evaluate and implement any suggestions.

XI'AN NOVASTAR TECH CO., LTD.

# Change History

Document Version	Release Date	Description
V2.2.0	2019-05-15	<ul style="list-style-type: none"><li>• Updated document style.</li><li>• Optimized document content.</li></ul>

XI'AN NOVASTAR TECH CO., LTD.

---

# Contents

---

<b>Change History</b> .....	<b>ii</b>
<b>1 Overview</b> .....	<b>1</b>
<b>2 Features</b> .....	<b>2</b>
2.1 Features .....	2
2.2 Video Formats .....	2
<b>3 Appearance</b> .....	<b>3</b>
3.1 Front Panel .....	3
3.2 Rear Panel .....	3
<b>4 Dimensions</b> .....	<b>5</b>
<b>5 Specifications</b> .....	<b>6</b>
<b>6 FCC Caution</b> .....	<b>7</b>

# 1 Overview

---

The MCTRL600 is an independent controller of NovaStar. The maximum loading capacity of a single controller is 1920×1200@60Hz. Multiple controllers can be cascaded via UART port for uniform control.

The MCTRL600 can be mainly used for the rental and fixed fields, such as live events, security monitoring centers and various sports centers.

# 2 Features

## 2.1 Features

- 1 x DVI input
- 1 x HDMI 1.3 input
- 1 x audio input
- 1 x light sensor connector
- Supports resolutions up to 1920x1200@60Hz and downward compatibility.
- 4 xRJ45Gigabit Ethernet outputs, each up to 650,000 pixels
- 1 x type-B USB control port
- UART IN and UART OUT control ports for device cascading
- Supports the new generation of NovaStar calibration technology, which is fast and efficient.
- Supports a variety of video formats, as described in [Figure 2-1](#).

Note:

Only one input source can be selected the same time and it defaults to HDMI.


## 2.2 Video Formats

Figure 2-1 Video formats

Input Connector	Bit Depth	Sampling Format	Maximum Input Resolution
HDMI 1.3	8-bit	RGB 4:4:4	1920x1200@60Hz
	10-bit/12-bit		1440x900@60Hz
DVI	8-bit		1920x1200@60Hz
	10-bit/12-bit		1440x900@60Hz

# 3 Appearance

## 3.1 Front Panel



Indicators	
RUN	Device operating indicator. Working status: <ul style="list-style-type: none"> <li>• Flashing slowly: Video input unavailable</li> <li>• Flashing normally: Video input available</li> <li>• Flashing rapidly: The screen is displaying startup image.</li> <li>• Breathing: Ethernet port redundancy has taken effect.</li> </ul>
STATUS	Device power indicator. Working status: <ul style="list-style-type: none"> <li>• On: The power supply is normal.</li> <li>• Off: The power is not supplied, or the power supply is abnormal.</li> </ul>

## 3.2 Rear Panel

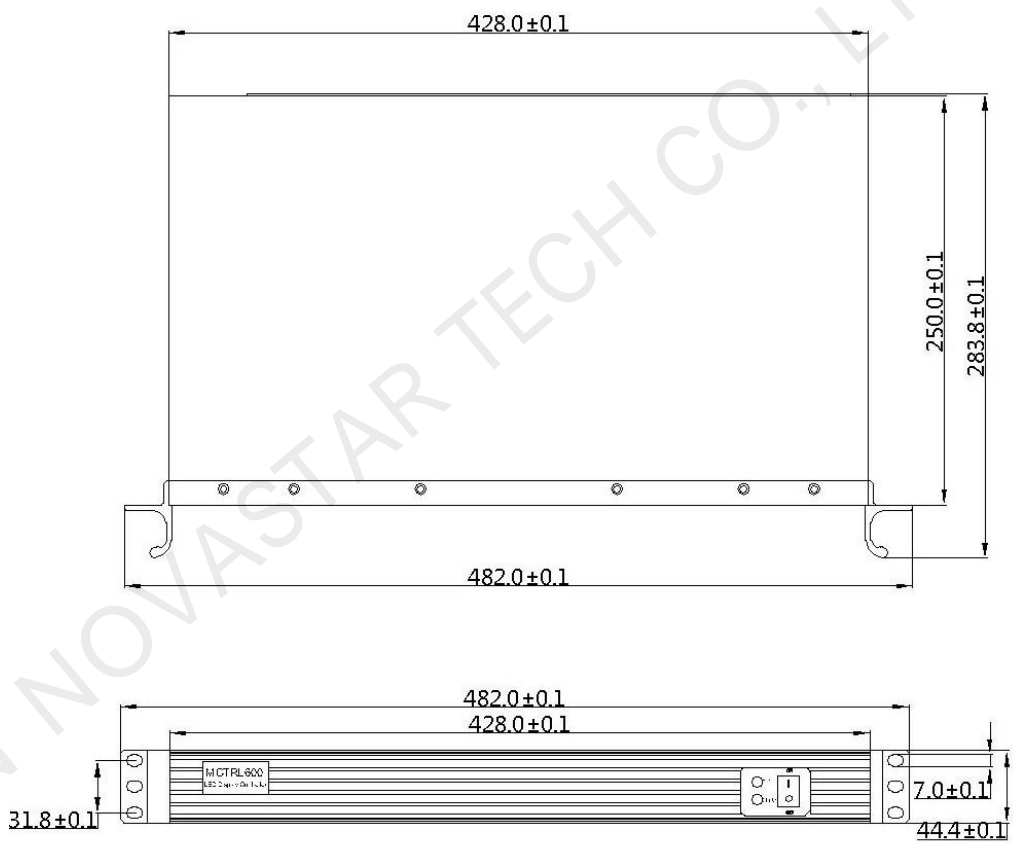


Connector	Connector Name	Description
Input	DVI IN	<ul style="list-style-type: none"> <li>• Single-link DVI connector</li> <li>• Resolution up to 1920×1200@60Hz and downward compatible</li> <li>• Custom resolutions supported:                             <ul style="list-style-type: none"> <li>Resolution with maximum width: 3840×600@60Hz</li> <li>Resolution with maximum height: 800×2560@60Hz</li> </ul> </li> </ul>

Connector	Connector Name	Description
	HDMI IN	<ul style="list-style-type: none"> <li>• HDMI 1.3 compliant</li> <li>• Resolution up to 1920×1080@60Hz and downward compatible</li> <li>• Custom resolutions supported: Resolution with maximum width: 3840×600@60Hz Resolution with maximum height: 800×2560@60Hz</li> <li>• Support HDCP.</li> </ul>
	AUDIO	Audio input connector
Output	RJ45 × 4	<ul style="list-style-type: none"> <li>• 4 RJ45 Gigabit Ethernet outputs</li> <li>• Maximum loading capacity of a single Ethernet port: 650,000 pixels</li> <li>• Support redundancy between Ethernet ports.</li> </ul>
Function	LIGHT SENSOR	Connect to light sensor to monitor ambient brightness to realize automatic screen brightness adjustment.
Control	USB	USB control port for connecting to PC
	UART IN	Input port for cascading devices
	UART OUT	Output port for cascading devices. Up to 20 controllers can be cascaded.
Power	AC 100V~240V-50/60Hz	



# 4 Dimensions



Unit: mm

# 5 Specifications

Electrical Parameters	Input voltage	AC 100 V–240 V, 50/60 Hz
	Rated power consumption	16 W
Operating Environment	Temperature	-20°C–60°C
	Humidity	0% RH–90% RH, non-condensing
Dimensions	482.0 mm × 283.8 mm × 44.4 mm	
Weight	2.9 kg	
Space Requirement	1U	
Certifications	FCC, RoHS, EAC, IC, PFOS, LVD, EMC	
Packing Information	<p>Each controller is provided with a carrying case, accessory box and packing box.</p> <p>The controller and accessory box (containing controller related wires and accessories) is packed in the carrying case and the carrying case is packed in the packing box.</p>	
	Carrying case	530 mm × 140 mm × 370 mm, craft paper box printed with <b>NOVASTAR</b>
	Accessory box	402 mm × 347 mm × 65 mm, craft paper box <ul style="list-style-type: none"> <li>• 1 × power cord</li> <li>• 1 × USB cable</li> <li>• 1 × DVI cable</li> </ul>
	Packing box	550 mm × 440 mm × 175 mm, craft paper box printed with <b>NOVASTAR</b>

## 6 FCC Caution

---

Any changes or modifications not expressly approved by the party responsible for compliance could void the user's authority to operate the equipment.

This device complies with part 15 of the FCC Rules. Operation is subject to the following two conditions: (1) This device may not cause harmful interference, and (2) this device must accept any interference received, including interference that may cause undesired operation.

Note: This equipment has been tested and found to comply with the limits for a Class A digital device, pursuant to part 15 of the FCC Rules. These limits are designed to provide reasonable protection against harmful interference when the equipment is operated in a commercial environment. This equipment generates, uses, and can radiate radio frequency energy and, if not installed and used in accordance with the instruction manual, may cause harmful interference to radio communications. Operation of this equipment in a residential area is likely to cause harmful interference in which case the user will be required to correct the interference at his own expense.